

VASARI 6 ROUND FIX TRIMLESS

RECESSED ROUND FIX
TRIMLESS DOWNLIGHT
LUMINAIRE



- Compatible with 100, 300 and 500 series LED modules
- Colour temperature options: 2700K, 3000K, 4000K, 5000K, tuneWHITE, WARM DIM
- Colour rendering index: 85 or 95
- Up to 50,000 hours L80 lamp life with LM80 tested LED chip packages
- Beam pattern options: 12°, 15°, 20°, 30°, 35°, 45°, 60° (depending on LED module)
- Luminous flux: 1400lm to 6500lm (depending on LED module)
- Supplied with non-dimmable or phase/0-10V/DALI dimmable LED driver
- 150mm cutout
- ATePS™ Automated Thermal Protection System
- ComfyEYE, reduced flicker percentage
- X-Beam, maximising light output ratio with converging optical lens
- Interchangeable LED module system
- Optional 40° linear lens, IP54 seal, colour, light effect filters and honeycomb anti-glare louvre



The information above is at nominal values accuracy of +/-7%.

FIXTURE COLOUR OPTIONS



Matt White



Matt Black

REFLECTOR COLOUR OPTIONS



Matt White



Matt Black

AVAILABLE OPTIONS

LED MODULE



100C/P



300P



500P

TEMPERATURE



ProART



tuneWHITE™



WARM DIM
WARM DIM

DRIVER



(ND)



(PH)



(AN)



(DA)

ACCESSORIES



Honeycomb
Anti-Glare Louvre



Soft Lens



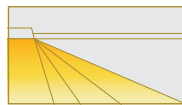
40° Linear
Lens



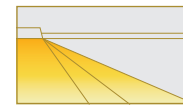
IP54

BEAM ANGLE

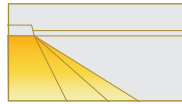
SINGLE CCT
100 CLASSIC / 100 PRO



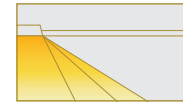
tuneWHITE™
100 PRO



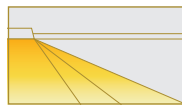
SINGLE CCT
300 PRO / 500 PRO



tuneWHITE™
300 PRO



WARM DIM
100 PRO

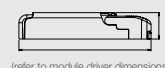
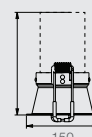


Cut Ø 150

DIMENSIONS (MM)

*Displayed height measurements are for highest point of tilting.

100C/P : 165
300P/500P : 215

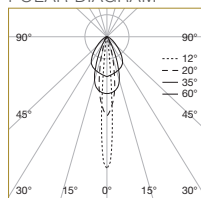


(refer to module driver dimensions)

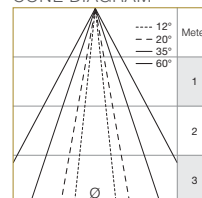
VASARI 6

100 PRO

POLAR DIAGRAM



CONE DIAGRAM



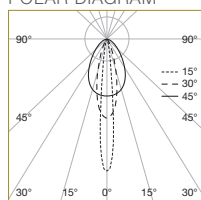
Ø = DIAMETER

	E _{max} (lx)			
	12°	20°	35°	60°
E (0°)	27565	10467	5990	1592
Cone DØ (m)	0.22	0.39	0.73	1.67
E (0°)	6891	2617	1498	398
Cone DØ (m)	0.44	0.78	1.46	3.34
E (0°)	3063	1163	666	177
Cone DØ (m)	0.66	1.17	2.19	5.01

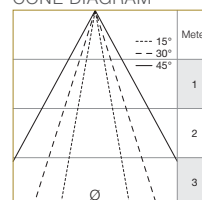
Correction Factor : 100C - f = 0.68
100C.LO - f = 0.5

500 PRO

POLAR DIAGRAM



CONE DIAGRAM



Ø = DIAMETER

	E _{max} (lx)		
	15°	30°	45°
E (0°)	30983	12701	7925
Cone DØ (m)	0.30	0.60	0.88
E (0°)	7745.75	3175.25	1981.25
Cone DØ (m)	0.60	1.20	1.76
E (0°)	3443	1411	881
Cone DØ (m)	0.90	1.80	2.64

Correction Factor : 300P - f = 0.66

VASARI 6

ORDERING MATRIX CHART



FIXTURE							SINGLE CCT LED MODULE				DRIVER
Type	Trim Options	Shape	Angle	Colour	Reflector Color	Accessories	LED Power	Beam Angle	Colour Temp	CRI	Dimming
VASARI-6	—	—	—	—	—	—	—	—	—	—	—
	Trim	RD Round	FX Fix	WH Matt White	WH Matt White	None	100C 16W	12 12°	27 2700K	Standard	ND Non-Dim
	X Trimless	SQ Square	TL Tilt	MB Matt Black	MB Matt Black	AGL Anti-Glare Louvre	100P 25W	20 20°	30 3000K	PA ProART	PH Phase
						SL Soft Lens		35 35°	40 4000K		AN 0-10V
						LL Linear Lens		60 60°	50 5000K		DA DALI
						IP IP54	300P 37W	15 15°	27 2700K	Standard	ND Non-Dim
							500P 56W	30 30°	30 3000K	PA ProART	PH Phase
								45 45°	40 4000K		AN 0-10V
									50 5000K		DA DALI
									TW tuneWHITE™		
							WARM DIM LED MODULE				DRIVER
							100P 25W	20 20°	WD WARM DIM	PA ProART	PH Phase
								35 35°			AN 0-10V
								60 60°			DA DALI
							tuneWHITE™ LED MODULE				DRIVER
							100P 25W	20 20°	TW tuneWHITE™	PA ProART	DA DALI
								35 35°			
								60 60°			
							300P 37W	15 15°	TW tuneWHITE™	PA ProART	DA DALI
								30 30°			
								45 45°			

**IP54 seal accessory is only valid for fix angle fixtures only.

*10° Beam angle option is only available with 35N and 50N WARM DIM LED Modules.

example: VASARI-6.X.RD.FX.WH.WH.IP.300P.60.50.DA
 *Custom RAL colour options available.